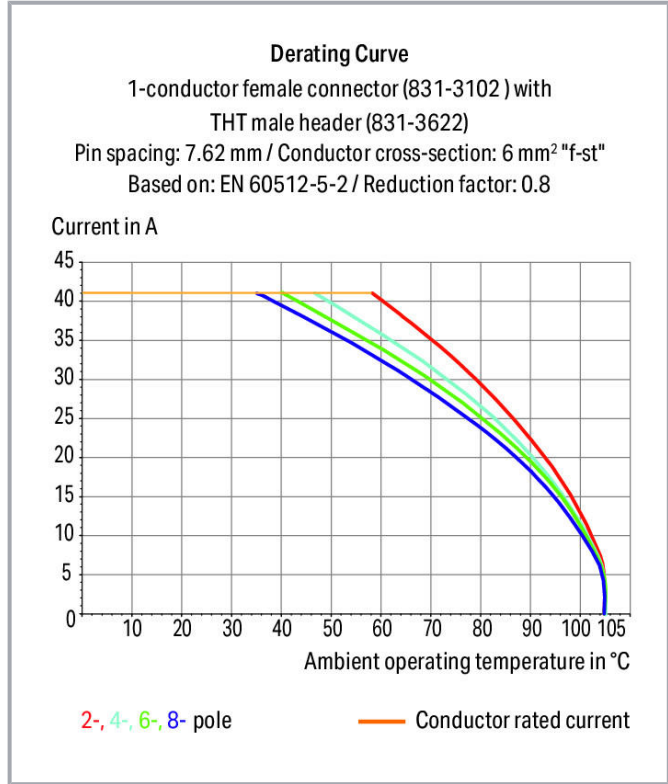



**Data sheet | Item number: 831-3645**

THT male header; 1.0 x 1.2 mm solder pin; angled; 100% protected against mismatching; Pin spacing 7.62 mm; 5-pole; light gray



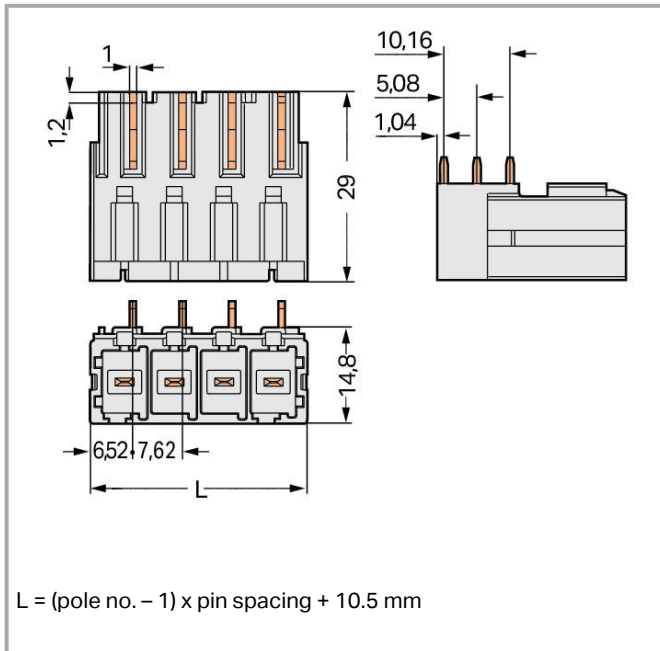
[www.wago.com/831-3645](http://www.wago.com/831-3645)



Subject to changes. Please also observe the further product documentation!

WAGO Corporation  
Germantown, WI 53022  
Phone: 1-800-DIN-RAIL (346-7245) | Fax: (262) 255-6222  
Email: [info.us@wago.com](mailto:info.us@wago.com) | Web: [www.wago.us](http://www.wago.us)

Do you have any questions about our products?  
We are always happy to take your call at (262) 255-6222 or 1 800-DIN-RAIL.



## Item description

- Male headers may be mounted horizontally or vertically via straight or angled solder pins
- Three solder pins per pole provide high electrical and mechanical stability
- 100 % protected against mismatching
- Coding via coding fingers

## Safety information 1:

The MCS – MULTI CONNECTION SYSTEM includes connectors without breaking capacity in accordance with DIN EN 61984. When used as intended, these connectors must not be connected/disconnected when live or under load. The circuit design should ensure header pins, which can be touched, are not live when unmated.

## Data

### Electrical data

### IEC Approvals

Ratings per	IEC/EN 60664-1
Rated voltage (III / 3)	500 V
Rated surge voltage (III/3)	6 kV
Rated voltage (III/2)	630 V
Rated surge voltage (III/2)	6 kV

Subject to changes. Please also observe the further product documentation!

WAGO Corporation  
 Germantown, WI 53022  
 Phone: 1-800-DIN-RAIL (346-7245) | Fax: (262) 255-6222  
 Email: [info.us@wago.com](mailto:info.us@wago.com) | Web: [www.wago.us](http://www.wago.us)

Do you have any questions about our products?  
 We are always happy to take your call at (262) 255-6222 or 1 800-DIN-RAIL.



Nominal voltage (II/2)	1000 V
Rated surge voltage (II/2)	6 kV
Rated current	41 A
Legend (ratings)	(III / 2) $\triangleq$ Overvoltage category III / Pollution degree 2

### UL Approvals

Approvals per	UL 1059
Rated voltage UL (Use Group C)	300 V
Rated current UL (Use Group C)	42 A
Rated voltage UL (Use Group D)	600 V
Rated current UL (Use Group D)	5 A

### CSA Approvals

Approvals per	CSA
Rated voltage CSA (Use Group C)	300 V
Rated current CSA (Use Group C)	41 A
Rated voltage CSA (Use Group D)	600 V
Rated current CSA (Use Group D)	5 A

### Connection data

Pole No.	5
Total number of potentials	5
Number of connection types	1
Number of levels	1

### Physical data

Pin spacing	7.62 mm / 0.3 inch
Solder pin length	4 mm
Solder pin dimensions	1 x 1.2 mm
Drilled hole diameter with tolerance	1.7 <sup>(+0.1)</sup> mm

### Plug-in connection

Contact type (pluggable connector)	Male header
Connector (connection type)	for PCB
Mismating protection	Yes
Mating direction to the PCB	180°

Subject to changes. Please also observe the further product documentation!

WAGO Corporation  
 Germantown, WI 53022  
 Phone: 1-800-DIN-RAIL (346-7245) | Fax: (262) 255-6222  
 Email: [info.us@wago.com](mailto:info.us@wago.com) | Web: [www.wago.us](http://www.wago.us)

Do you have any questions about our products?  
 We are always happy to take your call at (262) 255-6222 or 1 800-DIN-RAIL.

Locking of plug-in connection	Without
-------------------------------	---------

### PCB contact

PCB Contact	THT
Solder pin arrangement	over the entire male connector (in-line)
Number of solder pins per potential	3

### Material data

Color	light gray
Material group	I
Insulation material	Polyamide (PA66)
Flammability class per UL94	V0
Contact material	Electrolytic copper (E <sub>Cu</sub> )
Contact plating	tin-plated
Weight	14.3 g

### Environmental requirements


Limit temperature range	-60 ... +105 °C
-------------------------	-----------------

### Commercial data

Packaging type	BOX
Country of origin	DE
GTIN	4055144080414
Customs tariff number	85366990990

### Approvals / Certificates

#### Country specific Approvals


Logo	Approval	Additional Approval Text	Certificate name
	<b>CB</b> DEKRA Certification B.V.	IEC 61984	NL-61360 /M1
	<b>KEMA/KEUR</b> DEKRA Certification B.V.	EN 61984	71- 116057

#### Ship Approvals


Subject to changes. Please also observe the further product documentation!

WAGO Corporation  
Germantown, WI 53022  
Phone: 1-800-DIN-RAIL (346-7245) | Fax: (262) 255-6222  
Email: [info.us@wago.com](mailto:info.us@wago.com) | Web: [www.wago.us](http://www.wago.us)







Do you have any questions about our products?  
We are always happy to take your call at (262) 255-6222 or 1 800-DIN-RAIL.

Logo	Approval	Additional Approval Text	Certificate name
	LR Lloyds Register	IEC 61984	96/20035 (E5)

#### UL-Approvals

Logo	Approval	Additional Approval Text	Certificate name
	UR Underwriters Laboratories Inc.	UL 1059	E45172

#### Counterpart

	<b>Item no.831-1105</b> 1-conductor female connector; 100% protected against mismatching; lever; 10 mm <sup>2</sup> ; Pin spacing 7.62 mm; 5-pole; 10,00 mm <sup>2</sup> ; light gray	<a href="http://www.wago.com/831-1105">www.wago.com/831-1105</a>
	<b>Item no.831-1105/037-000</b> 1-conductor female connector; 100% protected against mismatching; lever; Locking lever; 10 mm <sup>2</sup> ; Pin spacing 7.62 mm; 5-pole; 10,00 mm <sup>2</sup> ; light gray	<a href="http://www.wago.com/831-1105/037-000">www.wago.com/831-1105/037-000</a>
	<b>Item no.831-1105/038-000</b> 1-conductor female connector; 100% protected against mismatching; lever; Locking lever; 10 mm <sup>2</sup> ; Pin spacing 7.62 mm; 5-pole; 10,00 mm <sup>2</sup> ; light gray	<a href="http://www.wago.com/831-1105/038-000">www.wago.com/831-1105/038-000</a>
	<b>Item no.831-1105/320-000</b> 1-conductor female plug; 100% protected against mismatching; lever; Locking lever; 10 mm <sup>2</sup> ; Pin spacing 7.62 mm; 5-pole	<a href="http://www.wago.com/831-1105/320-000">www.wago.com/831-1105/320-000</a>
	<b>Item no.831-1105/322-000</b> 1-conductor female connector; 100% protected against mismatching; lever; center locking; 10 mm <sup>2</sup> ; Pin spacing 7.62 mm; 5-pole; 10,00 mm <sup>2</sup> ; light gray	<a href="http://www.wago.com/831-1105/322-000">www.wago.com/831-1105/322-000</a>
	<b>Item no.831-3105</b> 1-conductor female connector; 100% protected against mismatching; 10 mm <sup>2</sup> ; Pin spacing 7.62 mm; 5-pole; 10,00 mm <sup>2</sup> ; light gray	<a href="http://www.wago.com/831-3105">www.wago.com/831-3105</a>

**Item no.831-3105/000-9035**

Subject to changes. Please also observe the further product documentation!



1-conductor female connector; 100% protected against mismatching; direct marking; 10 mm<sup>2</sup>; Pin spacing 7.62 mm; 5-pole; 10,00 mm<sup>2</sup>; light gray

[www.wago.com/831-3105/000-9035](http://www.wago.com/831-3105/000-9035)



**Item no.831-3105/000-9037**

1-conductor female connector; 100% protected against mismatching; direct marking; 10 mm<sup>2</sup>; Pin spacing 7.62 mm; 5-pole; 10,00 mm<sup>2</sup>; light gray

[www.wago.com/831-3105/000-9037](http://www.wago.com/831-3105/000-9037)



**Item no.831-3105/037-000**

1-conductor female connector; 100% protected against mismatching; Locking lever; 10 mm<sup>2</sup>; Pin spacing 7.62 mm; 5-pole; 10,00 mm<sup>2</sup>; light gray

[www.wago.com/831-3105/037-000](http://www.wago.com/831-3105/037-000)



**Item no.831-3105/037-9037**

1-conductor female connector; 100% protected against mismatching; Locking lever; direct marking; 10 mm<sup>2</sup>; Pin spacing 7.62 mm; 5-pole; 10,00 mm<sup>2</sup>; light gray

[www.wago.com/831-3105/037-9037](http://www.wago.com/831-3105/037-9037)



**Item no.831-3105/135-000**

1-conductor female connector; 100% protected against mismatching; Gripping plate; 10 mm<sup>2</sup>; Pin spacing 7.62 mm; 5-pole; 10,00 mm<sup>2</sup>; light gray

[www.wago.com/831-3105/135-000](http://www.wago.com/831-3105/135-000)

## Downloads

### Documentation

#### Additional Information

Technical explanations	Apr 3, 2019	pdf 2.0 MB	Download
------------------------	-------------	---------------	----------

## CAD files

### CAD data

2D/3D Models 831-3645	URL	Download
-----------------------	-----	----------

### CAE data

ZUKEN Portal 831-3645	URL	Download
-----------------------	-----	----------

## Environmental Product Compliance

### Compliance Search

Environmental Product Compliance 831-3645	URL	Download
---	-----	----------

THT male header; 1.0 x 1.2 mm solder pin; angled; 100% protected against mismatching; Pin spacing 7.62 mm; 5-pole; light gray


Subject to changes. Please also observe the further product documentation!

WAGO Corporation  
 Germantown, WI 53022  
 Phone: 1-800-DIN-RAIL (346-7245) | Fax: (262) 255-6222  
 Email: [info.us@wago.com](mailto:info.us@wago.com) | Web: [www.wago.us](http://www.wago.us)


Do you have any questions about our products?  
 We are always happy to take your call at (262) 255-6222 or 1 800-DIN-RAIL.

## Installation Notes


### Coding



Break or cut off coding pin from female connector.



Insert coding pin into male header (break first) until it engages.



Coding a THT male header by inserting a coding pin.

### Product family

[\*MCS\* MAXI 6](#)

[Show all products from the family](#)

Subject to changes. Please also observe the further product documentation!

WAGO Corporation  
Germantown, WI 53022  
Phone: 1-800-DIN-RAIL (346-7245) | Fax: (262) 255-6222  
Email: [info.us@wago.com](mailto:info.us@wago.com) | Web: [www.wago.us](http://www.wago.us)

Do you have any questions about our products?  
We are always happy to take your call at (262) 255-6222 or 1 800-DIN-RAIL.